



POPULATION DYNAMICS OF *Sardinella aurita* (Val., 1847) WITHIN GHANA'S COASTAL WATERS

Samuel KK Amponsah^{*1}, Patrick K Ofori-Danson², Francis KE Nunoo² and Godfred A Ameyaw³

^{*1}CSIR - Food Research Institute, Box M 20, Ghana; ²Department of Marine and Fisheries Sciences, University of Ghana, Box LG 25, Legon, Ghana; ³Australian National Centre for Ocean Resources and Security, University of Wollongong, NSW 2522, Australia

***Corresponding author:** Samuel KK Amponsah; E-mail: samuelamponsah09@gmail.com

ARTICLE INFO

ABSTRACT

Received
02 December, 2017

Accepted
24 December, 2017

Online
31 December, 2017

Key words
Round sardine
Exploitation
Growth
Mortality
Recruitment
Overfishing

Following the declining stocks of *Sardinella aurita* within the coastal waters of Ghana, this study aimed at examining some population parameters of *Sardinella aurita* as a guide for managing this important stock sustainably. Length-frequency data of 717 samples were obtained from June, 2014 to January 2015 and measured for total length with the resultant data analyzed using FISAT II. The asymptotic length (L_{∞}) and growth rate (K) were 21.53 cm SL and 0.25yr^{-1} respectively. The theoretical age at birth (t_0), longevity (t_{max}) and growth performance index (ϕ) were -0.74yr^{-1} , 12 years and 1.849 respectively. Total mortality rate (Z), natural mortality rate (M) and fishing mortality rate (F) were 3.17, 0.76 and 2.41yr^{-1} respectively. The ages at first recruitment and first capture signaled future collapse of the stock, in the absence of proper management interventions. VPA outcome showed that mid-lengths of 11 cm and 12 cm SL experienced the highest harvesting rate with MSY estimated at 7733 tons. The recruitment pattern was continuous with two major recruitment pulses. Exploitation rate ($E_{\text{curr}}=0.76$) was higher than the maximum exploitation rate ($E_{\text{max}}=0.56$), indicating unsustainable exploitation. Further, the fishing regime fell within the overfished stage based on the Quadrant Rule. For sustainable exploitation of this commercial fish species, implementation of relevant biological reference points through reduction in fishing efforts, creation of marine protected areas and mesh size regulation are urgently advocated.

To cite this article: Amponsah SKK, Ofori-Danson PK, Nunoo FKE and Ameyaw GA, 2017. Population dynamics of *Sardinella aurita* (Val., 1847) within Ghana's coastal waters. Res. Agric. Livest. Fish., 4 (3): 237-248.



This is an open access article licensed under the terms of the Creative Commons Attribution 4.0 International License

www.agroaid-bd.org/ralf, E-mail: editor.ralf@gmail.com

INTRODUCTION

Round sardines, *Sardinella aurita* (Pisces, Clupeidae), is a middle-sized pelagic fish with its distribution as tropical and subtropical mostly linked to major upwelling systems (Tsikliras, 2004). In Africa, its range extends from the Mediterranean to Cape Frio (Brainerd, 1991). In terms of adaptation to temperature and salinity, Round sardine is a stenothermic and stenohaline species with fair sensitivity to temperatures beyond the range 18°C to 25°C (Binet, 1982; Longhurst and Pauly, 1987; Fréon and Misund, 1999). The fishery for sardinellas in the western Gulf of Guinea is affected by various environmental factors, including coastal upwelling and rainfall (Oren and Ofori-Adu, 1973; Cury and Roy, 1987; Ofori-Adu, 1975; Binet, 1982). Copepods particularly calanoids, form the main diet of *S. aurita* together with a number of phytoplankton including *Cyclotella*, *Thalassiosira* and *Coscinodiscus*, *Synedra*, *Nitzschia*, *Navicula*, *Scenedesmus*, *Anabaena* and *Spirulina* spp. (Madkour, 2012; Tsikliras et al., 2005).

Sardinella aurita fishery is one of the targeted species for the artisanal fishing sector in Ghana (Bard and Koranteng, 1995). Evidently, in the early 1970s, Round sardine stocks were thought to be the greatest potential resources in the whole of the Gulf of Guinea (Ansa-Emmim, 1973). Kwei (1964) noted that the round sardine was the most exploited fish in Ghanaian marine waters during the early 1970s. Nonetheless, landings of Round sardines in Ghana have usually fluctuated from year to year which has sometimes given fishers and fisheries managers the cause to worry. However, since the early 1980s there has been an increasing trend in the landings of sardines, especially of *Sardinella aurita*.

Sardinella aurita stock migrates from the Western region of Ghana and moves eastwards which continues into the Republic of Togo and to a lesser extent the Republic of Benin. Thus, serving as the main candidate which dictates the migration of fishers along the coastline of Ghana (Ansa Emmim, 1976). Huge quantities of Round sardines are harvested during the major and minor upwelling period (Ofori-Adu, 1975; Binet, 1982). Artisanal fishing gears used in the sardinella fishery in Ghana include the ali, Poli and Poli Watsa. The Poli and Poli Watsa nets are used when Round sardines are schooling whereas the ali net is applied when the fish are scattered, mostly at the beginning or towards the end of the sardine season. Further, the beach seine net also harvests some appreciable quantities of sardines, especially juveniles. Purse seine nets which are similar in construction to the Poli nets are used by the inshore vessels. The main part of the *Sardinella aurita* landings is caught by the small-scale fishers (60-80%), while the remaining part is caught by inshore fisheries and bottom trawlers (as bycatch). Nutrition-wise, *Sardinella aurita* contains high amount of white protein, certain essential nutrients necessary for effective development of the human system, particularly within coastal communities (Sikoki and Otobotekere, 1999). Also, Round sardines are good source of Vitamin D, calcium, B₁₂ and omega 3 fatty acids which ensures a healthy heart through the reduction in developing Alzheimer's disease and regulation of blood sugar level (Telahigue et al, 2013; Aboweji, 2009). In Ghana, harvested *Sardinella aurita* species are mostly processed and consumed in the dried or smoked form (Kwei and Ofori-Adu, 2005). However, smoked Round sardines from the market centers contains higher counts of microbes than from landing sites due to poor handling, packaging, transporting and storage conditions (Nyarko et al., 2011). In spite of the huge importance of *Sardinella aurita* to the socioeconomic desires of Ghanaians particularly citizens living within fishing communities, information on population parameters appears to be sporadic.

Therefore, the aim of the present study was to estimate some population parameters pertaining to *Sardinella aurita* stock within the Ghanaian coastal fishing operation. Information acquired from this study will contribute to the already existing management interventions geared towards sustainable *Sardinella* fishery in Ghana's coastal waters.

MATERIALS AND METHODS

Study area

This study focused on the Eastern coastline of Ghana comprising of four sampling stations namely; Jamestown, Tema, Vodzah and Denu (Figure 1). In selecting the sites, a two-stage sampling strategy was adopted which involved geographical location and types of fishing fleet to explore information based on all the levels of fishing in Ghana.

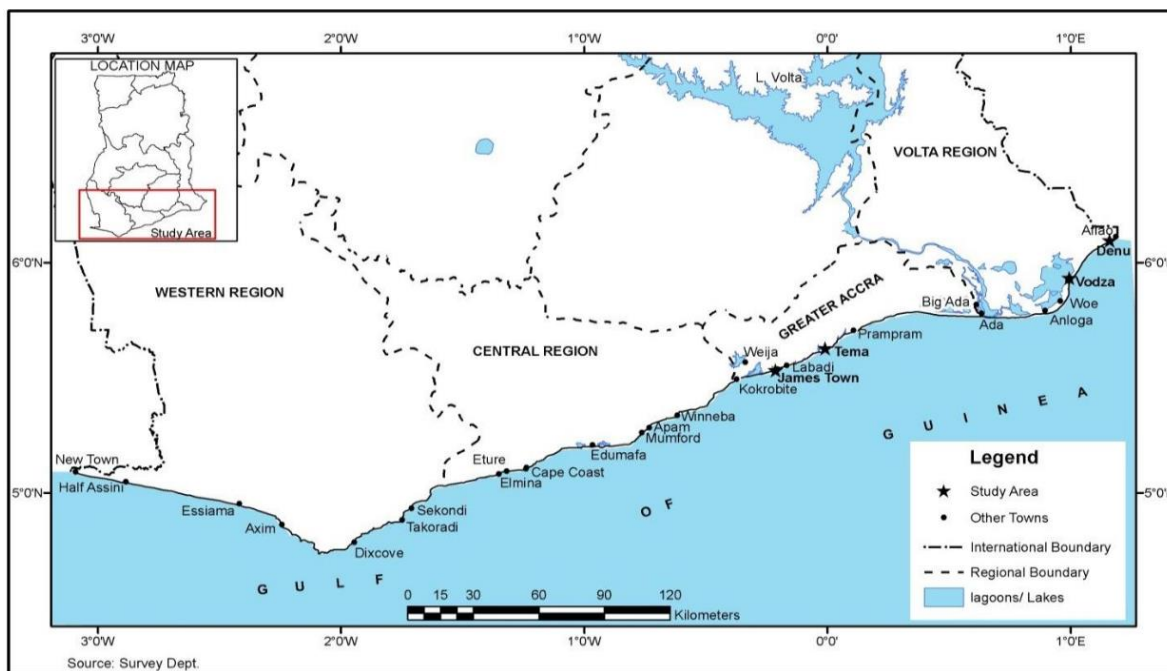


Figure 1. Map showing the sampling sites

Data collection

Fish samples were purchased from local fishers at the selected landing sites operating mostly multifilament fishing gears for eight months (once every month), from July 2014 to January 2015. Purchased specimen were preserved in ice layers and analyzed at the Marine and Fisheries Department, University of Ghana Laboratory. During analysis, fish species were weighed to the nearest 0.01g while the total length was measured to the nearest 0.1cm. Identification of fish species was performed using keys by Fischer et al. (1981) and Kwei and Ofori-Adu (2005). In all a total of 717 samples of *S. aurita* were assessed.

METHODS

Growth parameters

Growth rate (K), asymptotic length (L_{∞}) and the growth performance index (ϕ) of the Von Bertalanffy Growth Function (VBGF) was estimated. The Powell-Wetherall Plot was used to compute the Z/K ratio (Pauly, 1984). Theoretical age at birth (t_0) was calculated independently as: $\log_{10}(-t_0) = -0.3922 - 0.275 * \log_{10}L_{\infty} - 1.038 * \log_{10}K$ (Pauly, 1979). The longevity of individuals (T_{max}) was estimated using the equation: $T_{max} = 3/K + t_0$ (Pauly, 1983). The growth performance index was generated as: $(\phi) = 2\log L_{\infty} + \log K$ (Munro & Pauly, 1983).

Mortality parameters

Total mortality coefficient (Z) was estimated by using the length-converted catch curve. Natural mortality rate (M) was computed by the empirical equation of Pauly (1980) using a mean surface temperature (T) of 25.7°C: $\text{Log}_{10}M = -0.0066 - 0.279 \log_{10} L_{\infty} + 0.6543 \log_{10} K + 0.4634 \log_{10} T$. Fishing mortality (F) was estimated as: $F = Z - M$ (Gulland, 1971). Optimum fishing mortality was estimated as $F_{\text{opt}} = 0.4M$ (Pauly, 1984). Exploitation ratio (E) was computed as: $E = F / Z$ (Gulland, 1971).

Length at first Capture (L_{C50}) and maturity (L_{M50})

Probability of capture against mid-length a resultant curve was used to compute the length at first capture (L_{C50}). Length at first maturity (L_{M50}) was estimated as: $L_{M50} = (2 * L_{\infty}) / 3$ (Hoggarth et al., 2006).

Recruitment pattern

The recruitment pattern was determined by backward projection on the length axis of the set of available length–frequency data (Nurul *et al.*, 2009). Input parameters included L_{∞} and K. The midpoint of the smallest length group in the catch was estimated as the length at first recruitment (L_r) (Gheshlaghi et al., 2012).

Virtual Population Analysis

The estimated length structured VPA was carried out using the inputs L_{∞} , K, M, F, a (constant) and b (exponent) for the species as inputs. The a (constant) and b (exponent) were estimated from the length weight relationship using the expression $W = aL^b$ (LeCren, 1992).

Maximum Sustainable Yield (MSY), Biomass and Yield

An output from the virtual population analysis (VPA) was used to calculate the biomass (tons), the yield (tons) and MSY. MSY was calculated as: $0.5x(Y+MB)$, where B is the average biomass calculated from cohort analysis in the same year, and M the natural mortality and the Y the annual yield (Sparre and Venema, 1998). The annual yield (Y) was estimated using the expression: $Y = \sum W_{L1,L2} * C_{L1,L2}$, where W is weight and C is the catch.

Exploitation rates (E_{max} , $E_{0.1}$ and $E_{0.5}$)

E_{max} (exploitation rate at maximum yield), $E_{0.1}$ (exploitation rate at 10% of its virgin stock) with $E_{0.5}$ indicating exploitation rate at 50% of its virgin biomass) were estimated using the Knife-edge option.

Yield isopleth

Yield contours which shows the stock status was identified as the interception of the exploitation rate (E) and critical length ratio (L_{C50}/L_{∞}).

Data Analysis

The length frequency data were pooled into groups with 1cm length intervals. Then the data were analyzed using the FISAT II (FAO-ICLARM Stock Assessment Tools) software (Gayani et al., 2003). The length at age was graphed using the Yield software package (Branch *et al.*, 2000).

RESULTS

Growth parameters

From ELEFAN I routines, the best estimates of growth parameters obtained were; asymptotic length (L_{∞}) = 21.53 cm standard length and growth rate (K) = 0.25 per year. The restructured Length frequency data superimposed with the estimated growth curve which revealed approximately four cohorts (Figure 2). The estimated theoretical age at birth (t_0) and longevity (t_{max}) were -0.74 and 12 years respectively (Figure 3b). The Von Bertalanffy Growth Function (VBGF) for *Sardinella aurita* was calculated as $L_t = 21.53(1 - e^{-0.25(t - (-0.74))})$. The growth performance index (ϕ) of 1.849 was estimated for the *Sardinella aurita*. The estimated Z/K ratio was 4.05, indicating that the *Sardinella aurita* in Ghana is mortality dominated (Figure 3a).

Mortality

From the Jones and van Zalinge Plot (Figure 4), total mortality (Z) was estimated at 3.17 per year, while natural mortality (M) of 0.76 per year was obtained. By subtracting the value of natural mortality from the total mortality, the fishing mortality (F) of 2.41 per year was obtained. The optimum fishing mortality rate was 0.30 per year. The exploitation rate (E) was estimated at 0.76.

Probability of capture and Length at first maturity (L_{m50})

The probability of capture routine gave an estimate of $L_{50\%}$ at 5.99 cm (Figure 5). Further, the estimates for $L_{25\%}$ and $L_{75\%}$ were 2.78 cm and 9.20 cm respectively. Therefore, the length-at-first capture (L_{C50}) and age at first capture (t_c) for *Sardinella aurita* were estimated at 5.99 cm and 0.56 years respectively. The length at first maturity (L_{m50}) and age at first maturity (t_m) was obtained at 14.4 cm and 3.68 years, respectively.

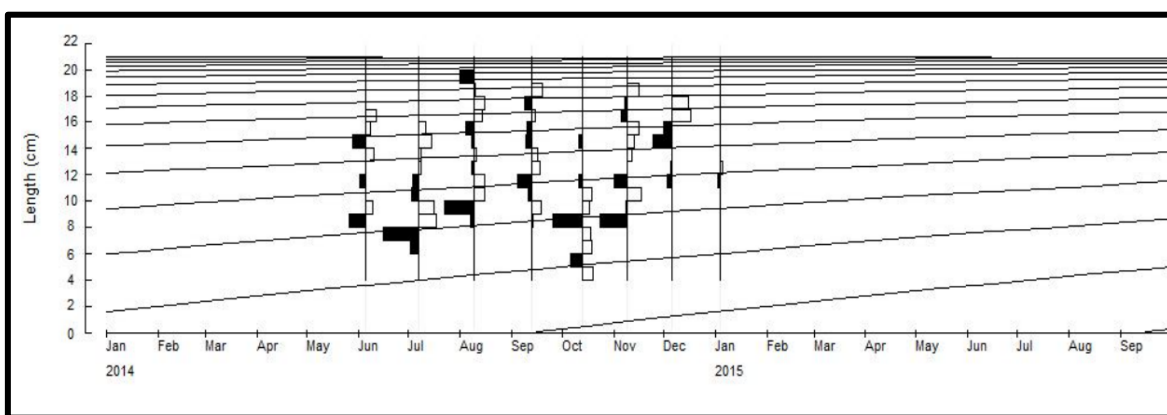


Figure 2. Reconstructed length frequency distribution superimposed with growth curve

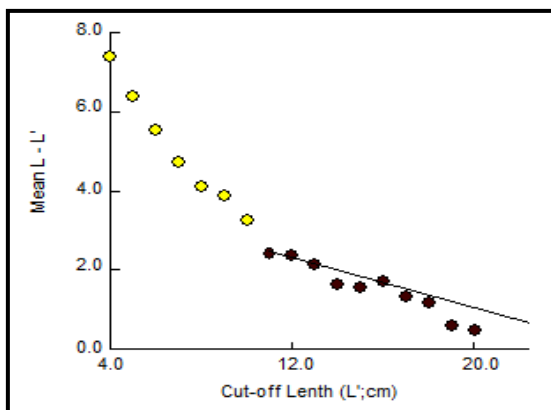
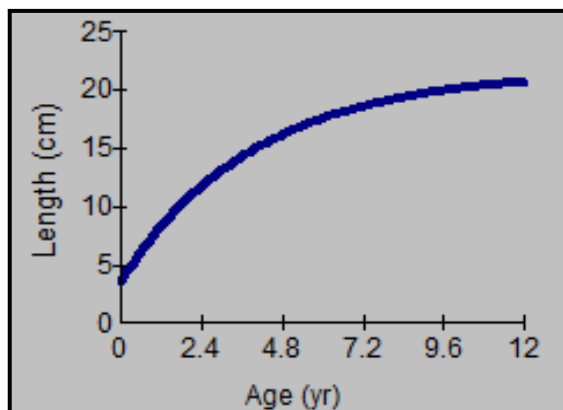


Figure 3. A) Powell-Wetherall plot for Z/K ratio



B) Length at age plot

Recruitment pattern

The recruitment pattern established in (Figure 6) indicates a year-round recruitment for *Sardinella aurita* but with two peaks of recruitment during one year. From macro inspection, the minor peak occurred from April to May while the major peak took place from July to August. The length at first recruitment (L_{r50}) and age at first recruitment (t_{r50}) were calculated as 4.5 cm and 0.20 years, respectively.

Virtual population analysis (VPA)

VPA results indicated that maximum number of *Sardinella aurita* harvested were between 11 cm and 12 cm with of fishing mortality (F) at 0.17 yr⁻¹ (Figure 7). The highest peak of fishing mortality (F = 1.68 yr⁻¹) occurred within the length range of 20 cm and 21 cm. Increasing fishing mortality (F) translated into declining populations of *Sardinella aurita* (Figure 7). The values of 'a' and 'b' constants from the Length-weight relationship was estimated as '0.0056' and '3.4', respectively. The terminal fishing mortality was 1.52 per year.

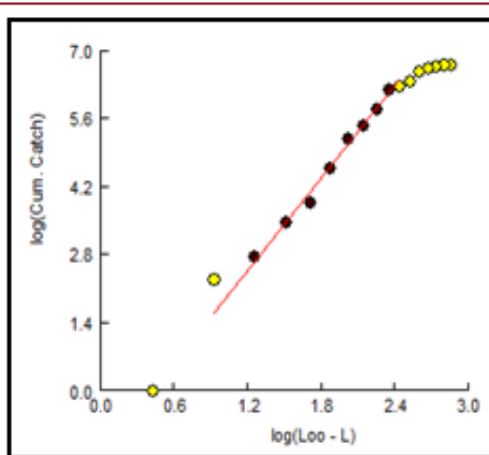


Figure 4. Jones and van Zalinge plot

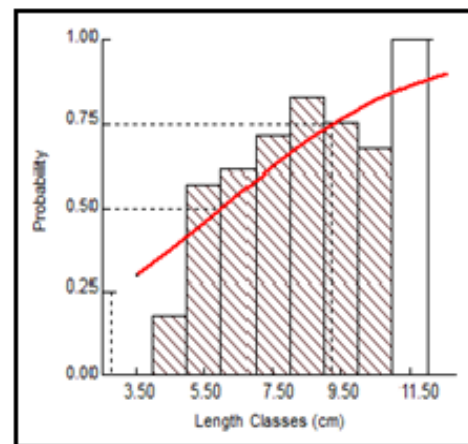


Figure 5. Probability of capture

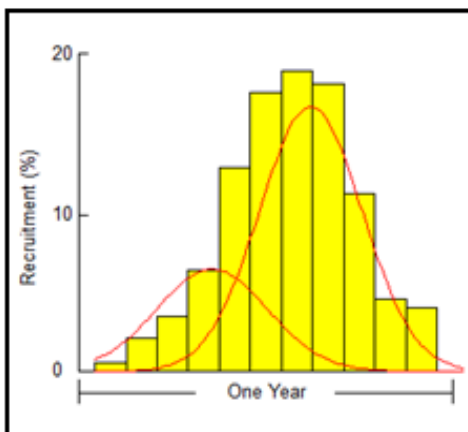


Figure 6. Recruitment pattern

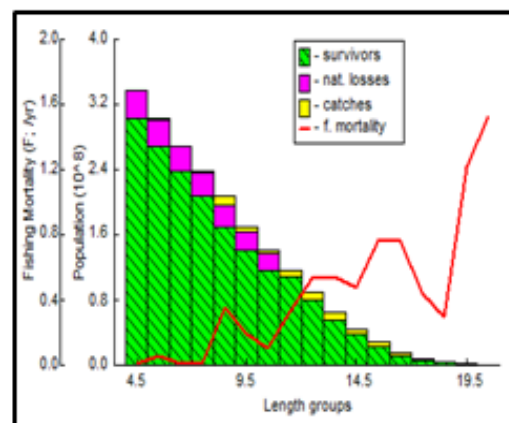


Figure 7. VPA output

Maximum sustainable yield (MSY)

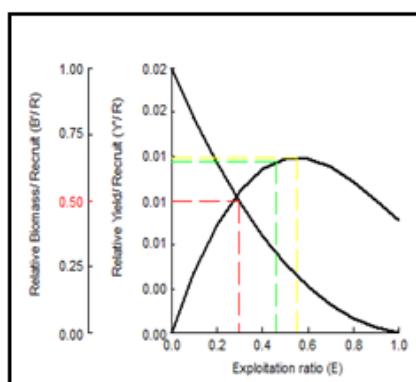
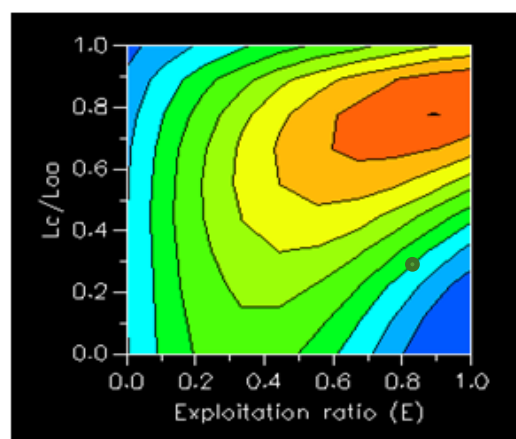
The estimated total biomass and total yield were 17184.62 metric tons and 2405.69 metric tons respectively. The mean body weight was calculated at 0.0491. The maximum sustainable yield (MSY) using the length frequency distribution of *Sardinella aurita* was estimated at 7733 metric tons (Table 1).

Table 1. Estimates of the total biomass (tons), the yield (tons) and the MSY (tons) from the length frequency distribution of *Sardinella aurita*

Mid-Length	Catch	XL1, L2	N	E	F	Z	Biomass/kg	Body weight/kg	Yield
4.5	400000	1.09	337401120	0.01	0.0089	0.77	2206741.57	0.0009	372.54
5.5	2300000	1.10	303001088	0.07	0.0542	0.81	2083579.34	0.0018	4237.88
6.5	500000	1.11	268474720	0.02	0.0125	0.77	1964000.00	0.0033	1625.79
7.5	900000 1210000	1.11	237540816	0.03	0.0238	0.78	1856722.69	0.0053	4760.35
8.5	0	1.12	207942752	0.32	0.3517	1.11	1689252.20	0.0081	97948.49
9.5	5900000	1.13	169697584	0.20	0.1926	0.95	1504101.77	0.0118	69710.84
10.5	2800000	1.15	140521856	0.12	0.1011	0.86	1359841.74	0.0166	46493.23
11.5	8100000 1080000	1.16	116671152	0.30	0.3318	1.09	1198643.76	0.0226	183250.73
12.5	0	1.18	90015200	0.41	0.5368	1.30	987853.95	0.0300	324418.66
13.5	8600000	1.21	63924376	0.42	0.5467	1.31	772379.73	0.0390	335599.49
14.5	5700000	1.24	43369184	0.38	0.4741	1.23	590318.50	0.0498	283605.14
15.5	6500000	1.29	28532774	0.50	0.767	1.53	416101.69	0.0624	405722.56
16.5	4000000	1.35	15591758	0.50	0.7581	1.52	259068.72	0.0772	308811.47
17.5	1400000	1.46	7581830	0.36	0.4341	1.19	158350.61	0.0943	132021.73
18.5	600000	1.66	3730762	0.28	0.2998	1.06	98265.51	0.1139	68347.58
19.5	900000	2.15	1609826	0.62	1.2218	1.98	36167.95	0.1362	122616.30
20.5	100000	5.01	150000	0.67	1.52	2.28	3230.26	0.1615	16149.21
							17184.62	0.0491	2405.69
MSY	7733 tons								

Exploitation rates

The exploitation rate giving maximum relative yield-per-recruit (E_{max}) was 0.56 using the knife edge recruitment (Figure 8). The exploitation rate ($E_{0.1}$) at which the marginal increase in relative yield-per recruit is 10% of its value at $E = 0$, was estimated to be 0.47 (knife-edge recruitment). The exploitation rate ($E_{0.5}$) which corresponds to 50% of the virgin relative biomass-per-recruit was estimated at 0.30 (knife-edge recruitment).

**Figure 8.** Exploitation rates**Figure 9.** Yield isopleth diagram**Yield isopleth**

The yield isopleths placed the fishery of the investigated fish species in quadrant D based on the interception of L_c ($L_{c50}/L_{\infty} = 0.29$) and E (0.76) (Figure 9).

DISCUSSION

The calculated length at infinity (L_{∞}) and growth rates from the current study was relatively different from estimates by other researchers (e.g.: Al-beak, 2016; Mehanna and Salam, 2011). Such variation in growth coefficient may be due to estimation protocol, length classes obtained, the geographical locations and the level of fishing pressure (Amponsah et al., 2016a). The estimated growth rate was lower than the 0.34 yr^{-1} , depicting that *Sardinella aurita* is a slow-growing fish species (Kienzle, 2005), evidenced by its longevity of 12 years and a growth performance index outside the usual range of 2.65-3.32 demarcated for fast growing fish species (Baijot et al., 1997; Montchowui et al., 2011). The slow growth performance of *Sardinella aurita* could be due to reduced nutritional value of the available feed digested (Montchowui et al., 2011). The length at first capture (L_{C50}) estimated from this study was highly lower than estimates by Al-beak (2016). Furthermore, the critical length at first capture was far below 0.5 (Soriano and Pauly, 1986), suggesting that most of the juveniles were captured before reproduction - a prerequisite for growth overfishing. These observations could be linked to the use of small mesh size by the artisanal fishers. Thus, as a management measure, fishing gears with small mesh sizes should be prohibited.

The estimated length at first maturity (L_{C50}) was lower than the range documented by Quaatey and Maravelias (1999). Potential causes for the observed variation in estimates include environmental factors, long term fishing pressure and a rapid response to natural selection (Tsikliras and Anthonopoulou, 2006). The estimated ratio of L_{m50}/L_{∞} depicted that *Sardinella aurita* stocks within the coastal waters of Ghana invest more energy into growth than reproduction, potentially due to geographical locations, genetic makeup and environmental factors (Amponsah et al., 2016b). Furthermore, the relatively higher estimated L_{m50}/L_{∞} ratio indicated that *Sardinella aurita* is a small-sized fish species (Tsikliras and Anthonopoulou, 2006). Again, L_{m50}/L_{∞} ratio was within the range postulated for clupeids (0.62 – 0.80) as well as favorable with the value established for *Sardinella spp.* (Beverton, 1963). The computed age at first capture (t_{C50}) showed that *Sardinella aurita* juveniles become vulnerable to capture approximately six months after recruitment into the stock. The calculated age at first capture (t_c) was relatively lower than estimated by Al-beak (2006) and Salam and Mehanna (2011), possibly due to the mesh size and type of fishing gears deployed in Ghanaian coastal waters. Additionally, the intensity of fishing over long period could also be a factor, which has the tendency of truncating the length structure of the species to avert collapse in the future.

The estimated age at first maturity (t_{m50}) suggested that juveniles of the *Sardinella aurita* stock become matured three and half years after birth. Beverton (1963) highlighted that, in short lived species, maturation occurs at the end of the first year. However, from the study, maturation began at the third to fourth year, buttressing the earlier assumption that *Sardinella aurita* stock within Ghana's coastal waters is a long-lived species. The age and length at first maturity were observed to be relatively higher than the age and length at first capture, portraying the presence of growth overfishing within the *Sardinella aurita* stock. In support of this assertion, about 67% of the catch which experienced higher harvest rate had lengths lower than the length at first maturity (L_{m50}). The estimated age at first recruitment (t_{r50}) indicated that juveniles of *Sardinella aurita* enter into the stock shortly after birth, approximately two months after birth. The estimated age at first recruitment (t_{r50}) was highly lower than estimate by Al-beak (2016), possibly due to differences in length at first recruitment, the class size of sample used and the mesh size of fishing gears used. Comparatively, the early recruitment into the stock could be a strategy adopted by *Sardinella aurita* in response to the existing high fishing pressure in order to avoid collapse of its species. However, the closeness of the age at recruitment (t_{r50}) to age at capture (t_{C50}) may result in recruitment failure in the future if fishing pressure is not regulated. The two observed recruitment peaks from the study agreed with the suggestion by Pauly (1980) that tropical fish species exhibit two recruitment peaks. The exhibited peaks of recruitment could be due to favorable environmental conditions, availability of feed as well as the presence of higher percentage of matured *Sardinella aurita* species (Madkour, 2012; Tsikliras and Anthonopoulou, 2006). The presence of continuous recruitment may be linked to the presence of more females than males as well as the geographical location (Deekae and Abowei, 2010). Further, the strong presence of recruits evinced by the recruitment pattern implied that recruitment within *Sardinella aurita* stock is still functional (Amponsah et al., 2016c).

Barry and Tegner (1989) documented that a Z/K ratio < 1 indicates that the population is growth dominated whereas a Z/K ratio > 1 is an indication that the population is mortality dominated. However, when the Z/K ratio = 1, then the growth and mortality of the population are in equilibrium. From the present study, the calculated Z/K ratio was greater than 1, suggesting that the stock is mortality dominated. King and Etim (2004) highlighted that for a mortality dominated stock, Z/K ratio ≈ 2 denotes a lightly-exploited stock while values greater than 2 shows heavy exploitation. With the estimated Z/K ratio highly greater than 2, it showed that *Sardinella aurita* stock in Ghana's coastal waters is heavily exploited. The difference in natural mortalities in relation to other studies could be due to the intensity of predators and competitors whose population dwell heavily on the abundance fish species (Al-beak, 2016). The observed fishing mortality was relatively higher than the natural mortality, revealing that *Sardinella aurita* stock is fishing mortality dominated, hence are more vulnerable to fishing gears than natural marine casualties, particularly environmental conditions (Amponsah *et al.*, 2016d). Again, fishing mortality was found to be higher than the optimum fishing level, suggesting the presence of heavy exploitation on the *Sardinella aurita* stock. Consequent to the intense fishing pressure, the survival rate by natural mortality was 0.47, depicting that only 47% will get recruited into the stock next year. Though similar survival rate of 42% was established by Al-beak (2016) within the Mediterranean waters, total mortality was applied in his estimation. The estimated M/K ratio (3.04) was outside the range 1.5 – 2.5 for fishes indicating the presence of poor environmental state, particularly intensive fishing pressure (Abowei *et al.*, 2009; Beverton and Holt, 1957). The poor state of Ghana's marine environment may be compensated for by the continuous recruitment pattern exhibited by *Sardinella aurita*. The exploitation ratio which was highly greater than the optimum level of 0.5 indicated that *Sardinella aurita* stock is unsustainably over-exploited (Pauly, 1984). The estimated exploitation rate was highly greater than the exploitation ratio at the MEY ($E_{0.1}$), biological conservation level ($E_{0.5}$) and the MSY (E_{max}), supporting the earlier assertion that exploitation on *Sardinella aurita* stock is severely unsustainable and could approach zero if the necessary interventions are not implemented. The interception of the L_c (proportion of the length at first capture to the length at infinity) and the maximum exploitation rate ($E=0.76$) fell in quadrant D, implying that the *Sardinella aurita* stock is overfished (Pauly and Soriano, 1986). Therefore, as management intervention, fishing effort should be reduced, accompanied with increase in mesh size.

The annual catch for 2014 was found to be higher than the estimated MSY with artisanal sector accounting for over 79% of the annual catch. This finding agreed with the earlier claim that current exploitation rate (E_{curr}) has surpassed the maximum exploitation rate (E_{max}). Fishing highly beyond the MSY for a long period of time could be a precursor for recruitment overfishing (Amponsah *et al.*, 2016e).

CONCLUSION

Sardinella aurita possess slow growth rate, small maximum size, long lifespan, late sexual maturation, year-round recruitment pattern and high natural mortality to asymptotic length ratio ($M/K > 1$). Growth overfishing was found to be present due to the harvesting of relatively small-sized species. Recruitment overfishing did not occur coupled with continuous recruitment pattern and huge number of survivors. However, *Sardinella aurita* stock is heavily and unsustainably exploited. Furthermore, the intersection of critical length at capture and the exploitation rate revealed that the investigated stock is overfished hence the need to provide stringent management measures to avert possibly collapse in the future.

ACKNOWLEDGEMENT

This study is the outcome of joint investigation between the Department of Marine and Fisheries Sciences, University of Ghana, Legon and the Australian National Centre for Ocean Resources and Security (ANCORS), University of Wollongong, Australia with resources from AusAID. The role of Professor Martin Tsamenyi AM and Dr. David Kirby of ANCORS, University of Wollongong, Australia and other colleges whose efforts facilitated this collaboration is duly valued. Further, this study is the product of supervisory work for the thesis M. Phil (Fisheries Science) degree at the Department of Marine and Fisheries Sciences, University of Ghana, of the corresponding author. Earnest appreciation goes to the technicians from Marine and Fisheries Department, University of Ghana for providing assistance during both field and laboratory work.

REFERENCES

1. Abowei JFN, 2009. The Abundance Condition Factor and Length-Weight Relationship of some *Sardinella maderensis* (Jenyns, 1842) from Nkoro River, Niger Delta, Nigeria, *Advanced Journal of Food Science and Technology*, 1: 65-70.
2. Abowei JFN, Davis AO and AA Eli, 2009. Study of the length-weight relationships and condition factor of five fish species from Nkoro River, Niger Delta, Nigeria. *Current Research Journal of Biological Science*, 1: 94 – 98
3. Al-beak AM, 2016. Fisheries management of round *Sardinella aurita* along North Sinai coast *Journal of Coastal Life Medicine*, 4: 505-509
4. Amponsah SKK, Ofori-Danson PK and FKE Nunoo, 2016a. Study of the population parameters of the bigeye grunt, *Brachydeuterus auritus* (Valenciennes, 1831) in Ghanaian coastal waters and its implications for management. *International Journal of Fisheries and Aquatic Studies*, 2016a. 4: 413-419.
5. Amponsah SKK, Ofori-Danson PK and FKE Nunoo, 2016b. Population dynamics of *Engraulis encrasicolus* (Linnaeus, 1758) within Ghana's coastal waters. *International Journal of Fisheries and Aquatic Studies*, 4: 258 – 263.
6. Amponsah SKK, Ofori-Danson PK and FKE Nunoo, 2016c. Fishing regime, growth, mortality and exploitation status of *Scomber japonicus* from catches landed along the eastern coastline of Ghana. *International Journal of Fisheries Aquatic Research*, 1: 5.
7. Amponsah SKK, Ofori-Danson PK, Nunoo FKE and GA Ameyaw, 2016d. Aspects of population dynamics of Red Pandora, *Pagellus bellottii* (Steindachner, 1882) from the coastal waters of Ghana. *Journal of Scientific and Industrial Research*, 5: 215-224.
8. Amponsah SKK, Ofori-Danson PK, Nunoo FKE and GA Ameyaw, 2016e. Virtual population analysis and estimates of maximum sustainable yield of some commercially important fish species in the coastal waters of Ghana and management implications. *International Journal of Fisheries Aquatic Research*, 2: 7.
9. Ansa-Emmim M, 1976. Tagging experiments in Ghana (Mimeograph).
10. Baijot E, Moreau J and S Bouda. (Eds), 1997. Hydrological Aspects of Fisheries in Small Reservoirs in the Sahel Region. Technical Centre for Agricultural and Rural Cooperation, Wageningen, Netherlands: 79–109.
11. Bard F and K Koranteng, 1993. Dynamics And use of *Sardinella* Resources from Upwelling Off Ghana And Ivory Coast. *Frankreich Office De la Recherche Scientifique Et Technique Outre-Mer, ORSTOM ed., Paris*. 438 p.
12. Barry JP and MJ Tegner, 1989. Inferring demographic processes from size frequency distributions: simple models indicate specific patterns of growth and mortality. *US Fisheries Bulletin*, 88: 13-19.
13. Binet D, 1982. Influence des variations climatiques sur la pêche des *Sardinella aurita* ivoiro-ghanéennes: relation sécheresse-surpêche. *Oceanol. Acta*, 5: 443-452.
14. Brainerd, TR, 1991. The *Sardinella* Fishery Off the Coast of West Africa: The Case of A Common Property Resource. Paper presented at the Second Annual Conference of the International Association for the Study of Common Property (IASCP), September 26-29, 1991, University of Manitoba, Winnipeg, Canada.
15. Branch TA, Kirkwood GP, Nicholson SA, Lawlor B and ST Zara, 2000. Yield Version 1.0, MRAG Ltd, London U.K.
16. Beverton RJH, 1963. Maturation, growth and mortality of Clupeid and Engraulid stocks in relation to fishing. *Rapports et Procés-Verbaux des Re´unions, Conseil International pour l'Exploration de la Mer* 154, 44–67.
17. Beverton, RJH and JS Holt, 1957. On the dynamics of exploited fish populations. *Fish Invest.* London, 2: 533.
18. Cury, P and C Roy, 1987. Upwelling et pêche des espèces pélagiques côtières de Côte-d'Ivoire: une approche globale. *Oceanol. Acta*, 10: 347-357.

19. Deekae SN and JNF Abowei, 2010. Some growth parameters of *Macrobrachium macrobrachium* (herklots,1851) from Luubara Creek in Ogoni Land, Niger Delta, Nigeria. Research Journal of Applied Sciences, Engineering and Technology, 2: 558-567.
20. Fischer W, Bianchi G and WB Scott. (Eds), 1981. *FAO species identification sheets for fishery purposes. Eastern Central Atlantic; Fishing area 34, 47 (in part)*. Canada Funds-in-Trust. Ottawa, Department of Fisheries and Oceans Canada, by arrangement with Food and Agriculture Organization of the United Nations, Vols. 1-7.
21. Fréon P and OA Misund, 1999. Dynamics of Pelagic Fish Distribution and Behaviour: Effects on Fisheries and Stock Assessment. Blackwell Fishing News Books, London.
22. Gayanilo F, Sparre P, and D Pauly, 2005. FAO-ICLARM Stock Assessment Tools II (FiSAT II). Revised. User's guide. Computerized Information Series (Fisheries). No. 8. Revised version. FAO, Rome, 168.
23. Gheshlaghi P, Vahabnezhad A and SA Taghavi-Motlagh, 2012. Growth parameters, mortality rates, yield per recruit, biomass, and MSY of *Rutilus frisii kutum*, using length frequency analysis in the Southern parts of the Caspian Sea. Iranian Journal of Fisheries Science, 11: 48 - 62.
24. Gulland J, 1964. *The Fish Resources of the Oceans*. FAO/Fishing News Books, Surrey. 255pp.
25. Hoggarth DD, Abeyasekera S, Arthur RI, Beddington JR, Burn RW, Halls AS. et al., 2006. Stock Assessment for fishery management - A framework guide to the stock assessment tools of the Fisheries Management Science Programme (FMSP). Fisheries Technical Paper. No. 487. FAO. Rome. 261.
26. Jones R, 1984. Assessing the effects of changes in the exploitation pattern using length composition data (with notes on VPA and cohort analysis). FAO Fisheries Technical Paper. No. 256, 118p.
27. Kienzle M, 2005. Estimation of the population parameters of the Von Bertalanffy Growth Function for the main commercial species of the north sea. Fisheries Research Services Internal Report. No. 05/05. Aberdeen, 34 pp.
28. King RP and L Etim, 2004. Reproduction, growth, mortality and yield of *T. mariae* (Boulenger, 1899) (cichlidae) in Nigeria rainforest wetland stream. Journal of Applied Ichthyology, 20: 502-510.
29. Kwei EA, 1964. Migration of *Sardinella aurita*. Ghana Journal of Science, 4: 34-43.
30. LeCren ED, 1992. Exceptionally big individual perch (*Perca fluviatilis* L.) and their growth. Journal of Fish Biology, 40: 599-625.
31. Longhurst A, and D Pauly, 1987. Ecology of Tropical Oceans. San Diego: Academic Press, 407 pp.
32. Madkour FF, 2011. Feeding ecology of the round sardinella, *Sardinella aurita* (Family: Clupeidae) in the Egyptian Mediterranean waters. International Journal of Environmental Science and Engineering (IJESE), 2: 83-92
33. Mehanna, S.F., and Salem, M., 2011. Population dynamics of round sardine *Sardinella aurita* in El-Arish waters, Southeastern Mediterranean, Egypt. Indian Journal of Fundamental and Applied Life Sciences, 1: 286-294.
34. Montchowui E, Chikou A, Ovidio M, Laleye P. and P Poncin, 2011. Population dynamics of *Labeo senegalensis* (Val, 1842) in the Oueme River, Benin. Journal of Fisheries International, 6: 52 – 58.
35. Nurual - Amin S, Arshad A, Siraj S, and B Japar-Sidik, 2009. Population structure, growth, mortality and yield per recruit of sergestid shrimp, *Acetes japonicus* (Decapoda: Sergestidae) from the coastal waters of Malacca, Peninsular Malaysia. Indian Journal of Marine Sciences, 38: 57-68.
36. Nyarko HD, Obodai EA, Boamponsem LK, Coomson SS and Y Aniwe, 2011. Microbial profile of smoked sardine (*Sardinella aurita*) AT smoking sites and market centers of Tema, Ghana. Archives of Applied Science Research, 3: 443-453
37. Ofori-Adu DW, 1975. Beach hydrography and the inshore fishery of Ghana for the period 1968-1971. Marine Fisheries Research Report No. 5, Fishery Research Unit, Tema.
38. Oren OH and DW Ofori-Adu, 1973. The sardine fishery and the coastal hydrography of Ghana, 1968-1969. Inf. Rep. N°. 1a Fishery Research Unit, Tema
39. Pauly D, 1979. Gill size and temperature as governing factors in fish growth: a generalization of von Bertalanffy's growth formula. Berichte des Instituts für Meereskunde an der University, Germany, 156 pp.

40. Pauly D and JL Munro, 1984. Once more on the comparison of the growth of fish and invertebrates. *Fishbyte*, 2: 21.
41. Pauly D, 1984. Fish population dynamics in tropical waters: A manual for use with programmable calculators. — ICLARM Stud. & Rev. 8. ICLARM, Manila. 1984. 325 pp.
42. Pauly D, 1980. A selection of simple methods for the assessment of tropical fish stocks. *FAO Fisheries Circular 729*, FAO, Rome, 1980.
43. Pauly D and ML Soriano, 1986. Some practical extensions to Beverton and Holt's relative yield-per-recruit model (1986). In: JL. Maclean, LB. Dizon, LV. Hosillos. (Eds.) *The First Asian Fisheries Forum*, Asian Fisheries Society, Manila, Philippines, 1986, pp. 491-496.
44. Quatey SNK and CD Maravelias, 1999. Maturity and spawning pattern of *Sardinella aurita* in relation to water temperature and zooplankton abundance off Ghana, West Africa. *Journal of Applied Ichthyology*, 15: 63-69.
45. Sikoki FD and AJT Otobotekere, 1999. Fisheries. In: The land people of Bayelsa State Central Niger Delta. Alagoa E.C. (Ed.), Port Harcourt, pp: 301-319.
46. Sparre P and SC Venema, 1998. Introduction to tropical fish stock assessment. Part 1 — Manual. *FAO Fisheries Technical Paper 306.1*, FAO, Rome, 376.
47. Telahigue K, Hajji T, Rabeh I and M El-Cafsi, 2013. The changes of fatty acid composition in sun dried, oven dried and frozen hake (*Merluccius merluccius*) and sardinella (*Sardinella aurita*). *African Journal of Biochemistry Research*, 7: 158-164.
48. Tsikliras AC and E Antonopoulou, 2006. Reproductive biology of round sardinella (*Sardinella aurita*) in the north-eastern Mediterranean. *Scientia Marina*, 70: 281-290.
49. Tsikliras AC, Antonopoulou E and KI Stergiou, 2005. Reproduction of Mediterranean fishes. In: K.I Stergiou and DC Bobori (eds), *Fish and more*, Proc. 3rd Fishbase Mini Symp., pp. 37-40. University Studio Press, Thessaloniki, Greece.
50. Tsikliras AC, 2004. Biology and population dynamics of round sardinella (*Sardinella aurita* Valenciennes, 1847) in Kavala Gulf (Northern Aegean Sea, Greece). Ph. D. thesis, Aristotle University of Thessaloniki, Greece.